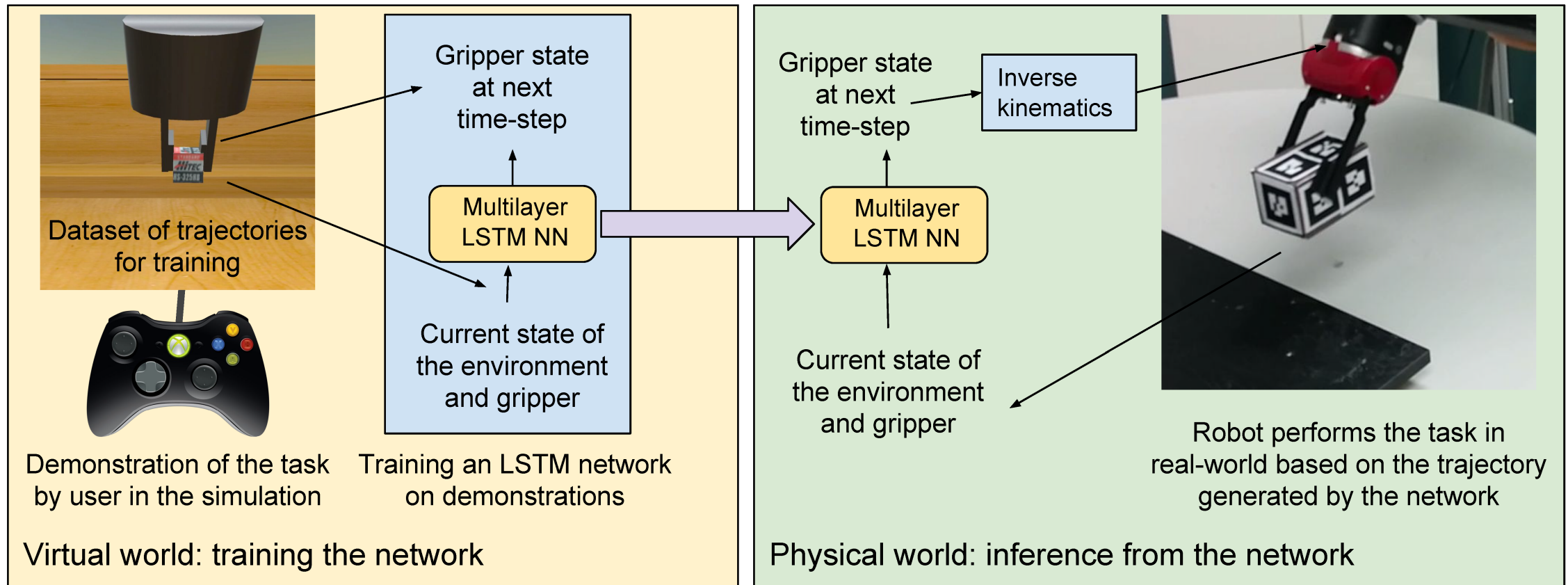


Learning from demonstration in robotics

Demonstration in simulation, deployment in real world

- Collect demonstrations in simulation of pick-and-place and push-to-position tasks
- Record object position + gripper position
- Train a controller on this data using behavioral control loss (3 layers of LSTM + MDN) - transforms object position to shelf position
- In a real world environment: collect object position using an off-the-shelf vision system (ArUco markers), collect gripper position from robot proprioception
- Use the same controller as in simulation, use an off-the-shelf inverse kinematics module to move the gripper to the new position.

Demonstration in simulation, deployment in real world



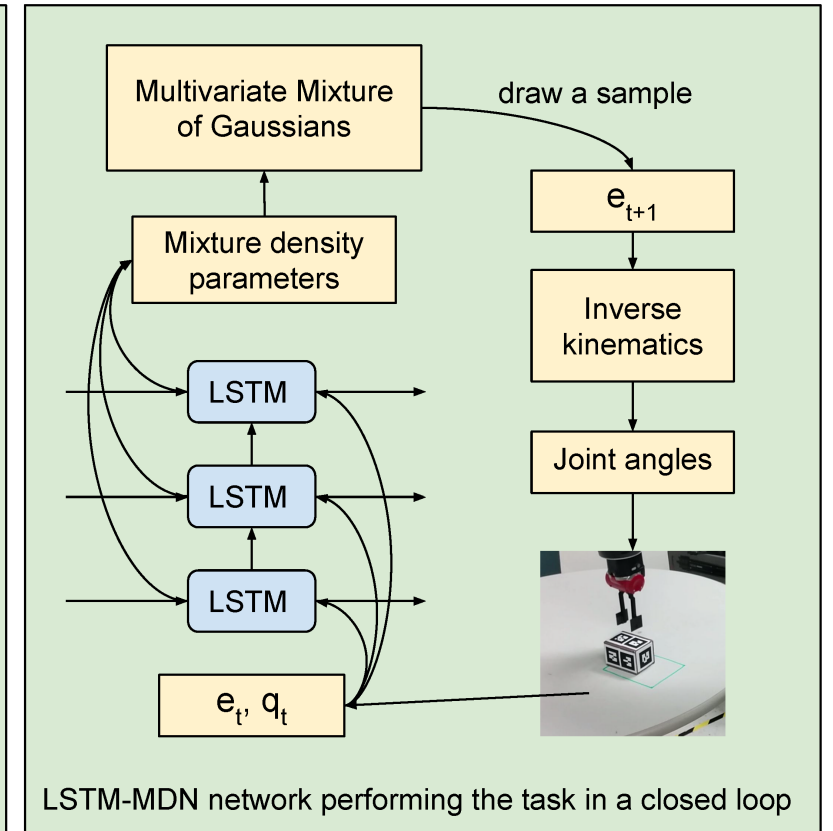
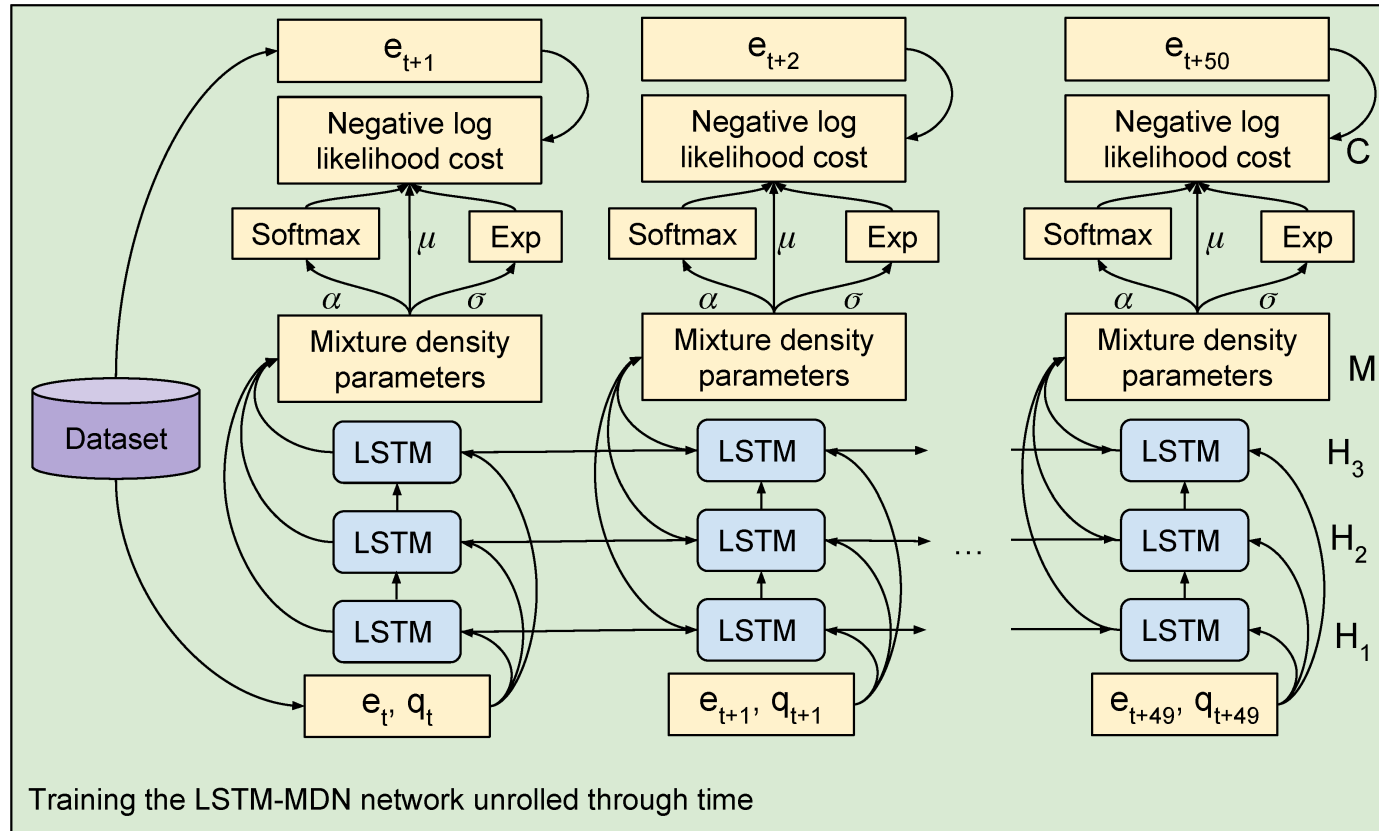
Let us see how it works

[Click for video](#)

or

[Youtube](#)

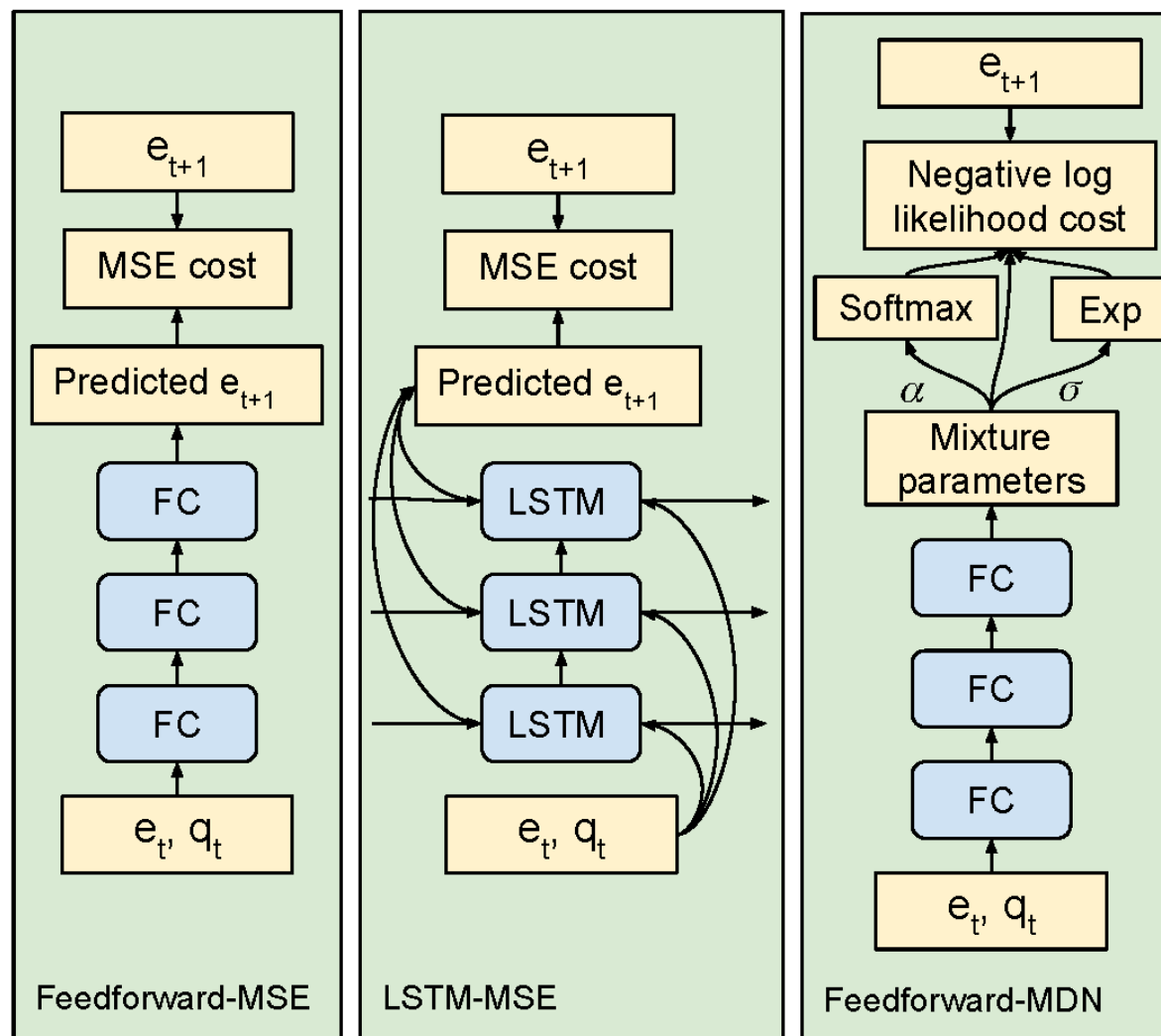
Network training and deployment



Why did it work for us, but was not working previously

- This paper ended up that year in the Berkeley Deep RL class, with a commentary something like: here is an example where imitation learning is working, although they are not doing anything fancy.
- Why was it working for us, while not working for other people?
 - Mixture density network
 - LSTM
 - Errors during demonstrations

What is new in the network architecture: three networks that don't work



Ablation study - success rate

Controller	Pick and place	Push to pose
Feedforward-MSE	0%	0%
LSTM-MSE	85%	0%
Feedforward-MDN	95%	15%
LSTM-MDN	100%	95%

The importance of making errors during demonstrations

- Our demonstrations were far from perfect, in fact there were many errors, dropped objects, overpushed objects etc.
- Turns out that this is critical to avoid the problems pointed out by Drew Bagnell
- The robot needs to learn how to correct an error (eg. go around and push from the other side)

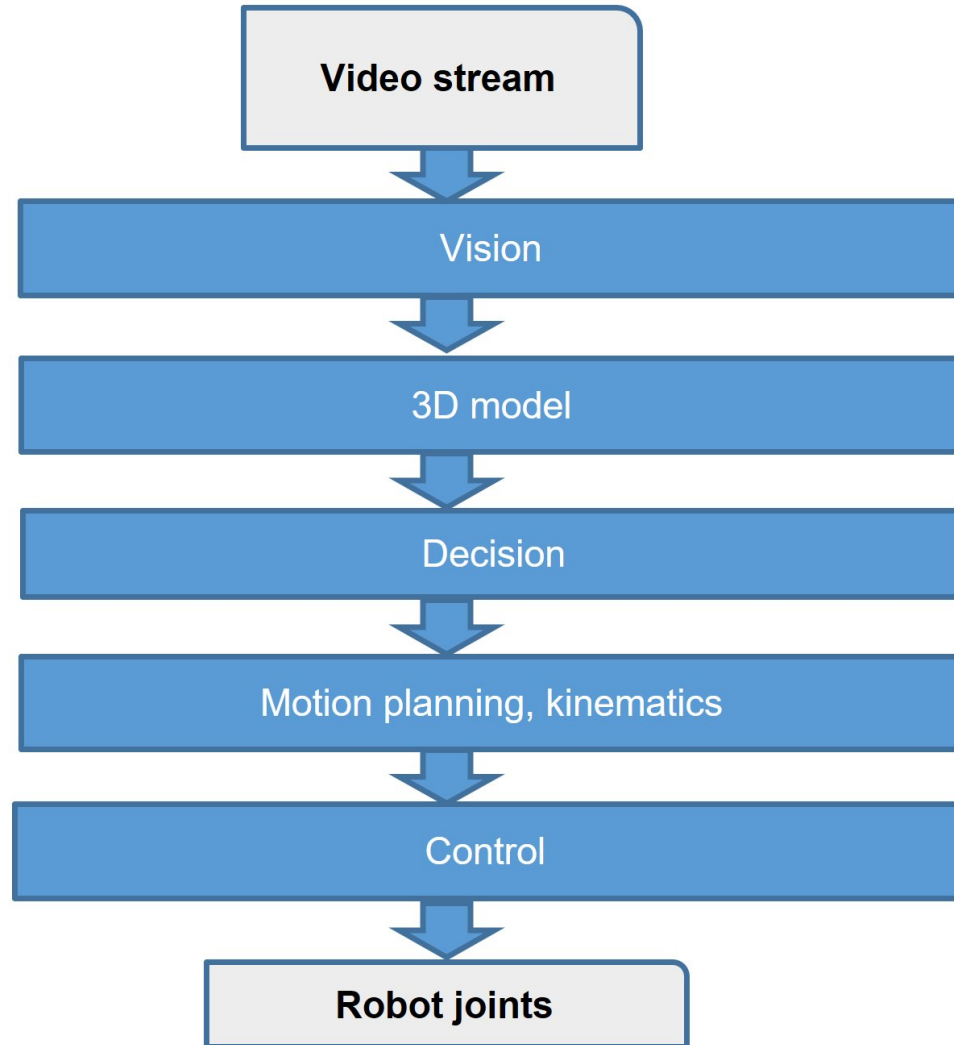
Going end-to-end all the way

- This was not quite end-to-end learning, it had off the shelf vision and inverse kinematics components
- Experiment: can we learn **everything**?

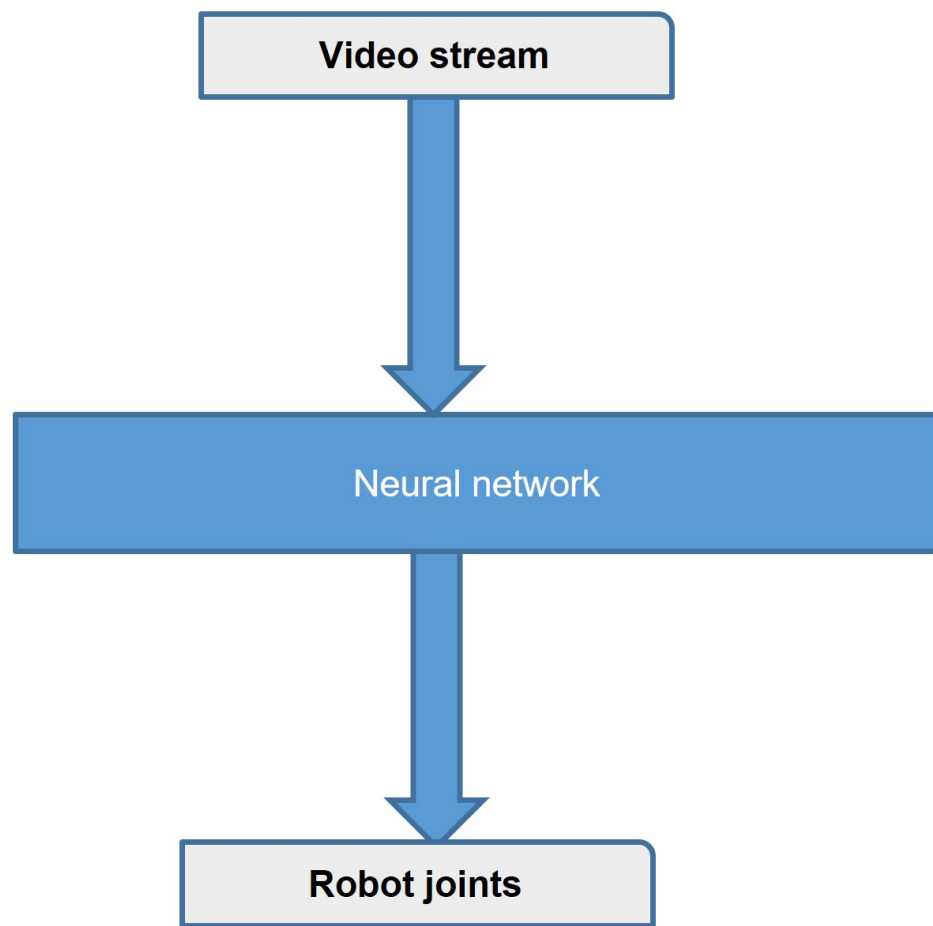
We traditionally create systems by engineering

- Decompose a problem into subproblems
- Then decompose those even further
- Until you reach either a known model, or something that you can solve

Robot control, engineered way



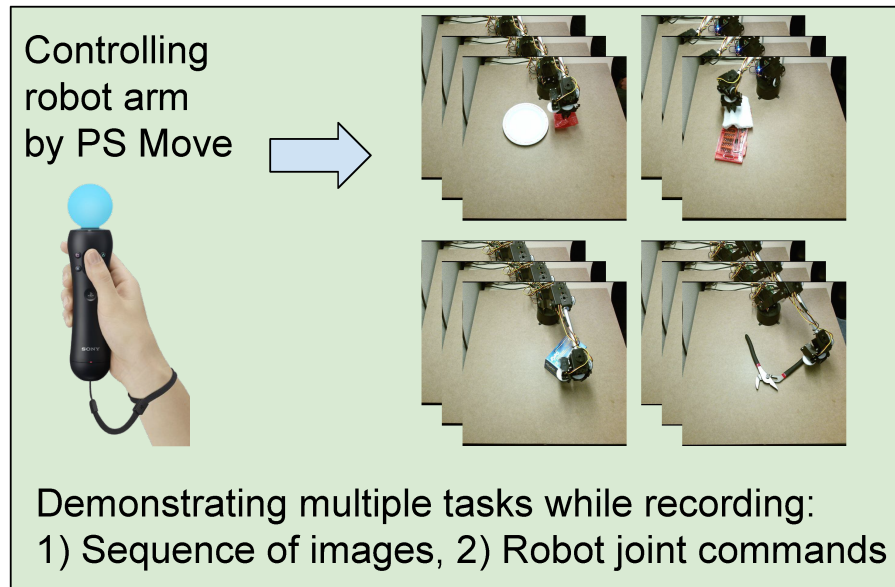
Robot control, end-to-end learned



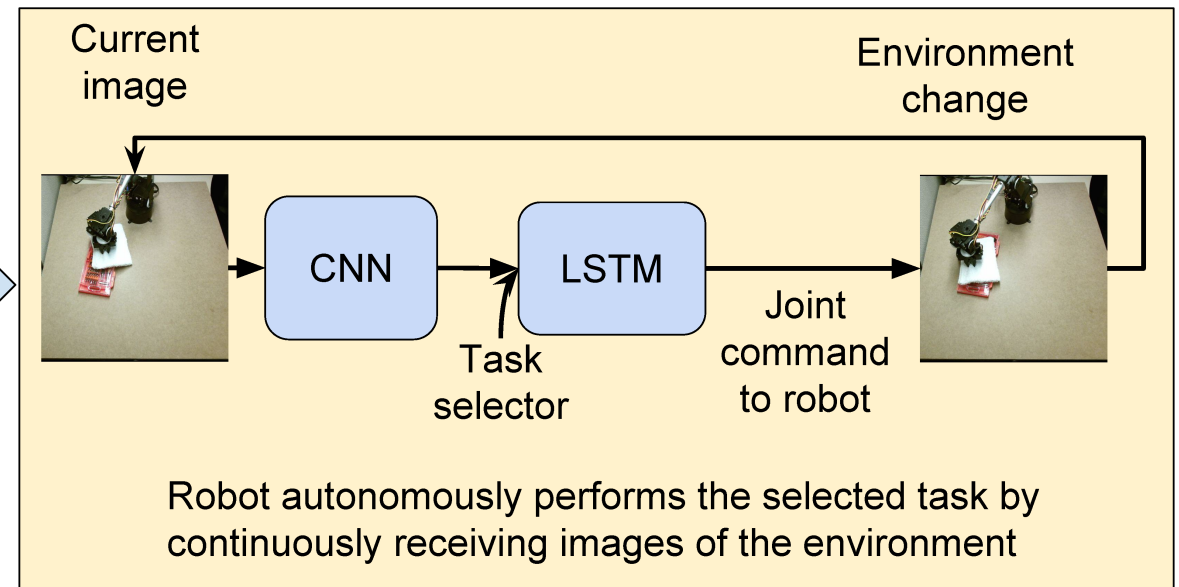
Demonstration and deployment in real world

- Inexpensive physical robot controlled by remote control. Fixed camera captures the environment.
- Capture demonstrations, five different tasks, five different objects, but prehensile manipulation as well as pushing
- Training data: video stream from camera + controls captured before sent to robot.
- Train a network (VAE+GAN+LSTM+MDN)
- Test time: camera captures image, transfers to network, network output directly drives robot.
- No off-the-shelf components, **everything** is learned.

Demonstration and deployment in real world



Training neural network



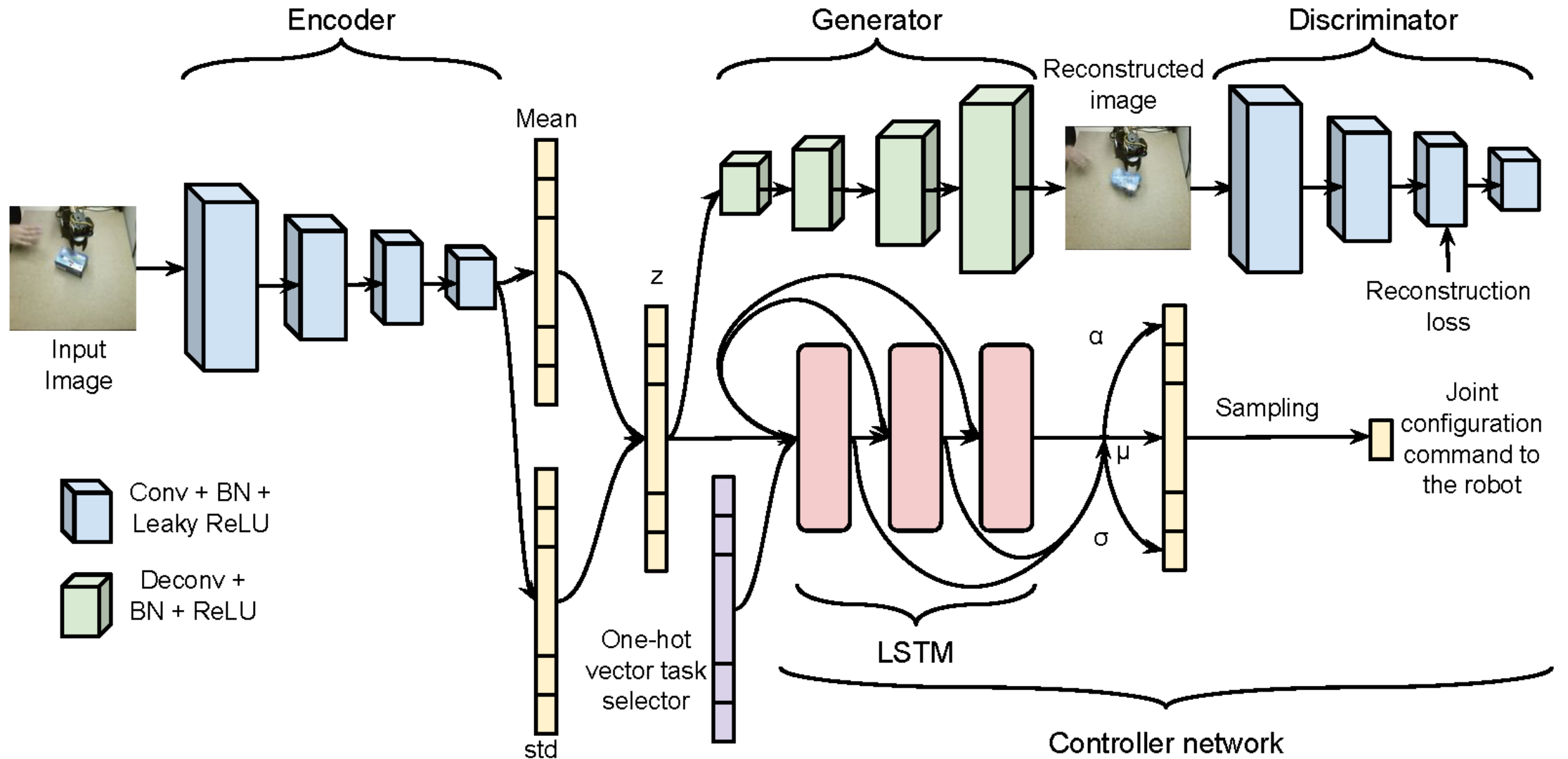
Let us see how it works

[Click for video](#)

or

[Click for youtube link](#)

Network architecture



Tasks and demonstration data

- T1: pick up a small bubble wrap and put it into a small plate
- T2: push a round plate to a specified area on the left side of the table
- T3: push a large box to a specific position and orientation close to the base of the robot arm
- T4: close a set of open pliers and orient them parallel to the borders of the table
- T5: pick up a towel and rub a small screwdriver box to clean it
- We collected 3 hours of demonstrations for each task, equivalent to 909, 495, 431, 428, 398 demonstrations for the tasks T1-5, respectively. We used 80% of this data for training and kept the remaining 20% for validation.

Ablation study

Method	T-1	T-2	T-3	T-4	T-5
Single-task (w/o autoregressive)	36%	16%	44%	16%	8%
Full network (w/o autoregressive)	16%	20%	52%	64%	20%
Full network (w/o VAE-GAN)	12%	72%	56%	48%	16%
Full network	76%	80%	88%	76%	88%

Performance comparison of different methods. The numbers are the percentile rate of successfully accomplishing the tasks.

Our progression on end-to-end learning for robot manipulator

- Learn manipulation only
 - Rahmatizadeh-2018-RealVirtual
 - Sim2Real2016.mp4
 - <https://www.youtube.com/watch?v=9vYIIG2ozaM>
- Learn manipulation + vision
 - Rahmatizadeh-2018-InexpensiveRobot
 - run:videos/MultiTask2017.mp4
 - <https://www.youtube.com/watch?v=AqQFzoVsJfA>
- Learn manipulation + vision + language + attention
 - Abolghasemi-2019-PayAttention
 - videos/PayAttention2018.mp4
 - https://www.youtube.com/watch?v=xdvNF_R_EkI